



### District Report Card: 2017


<b>State:</b> Rajasthan	<b>District:</b> Sikar
<b>Class:</b> 5	<b>Subject:</b> Mathematics
<b>Schools:</b> 59	<b>Students:</b> 816


### Participation/Coverage


#### Students

<div>GENDER</div> <div></div>	Boys				Girls			
	Number		%		Number		%	
	373		45.71		443		54.29	

<div>AREA</div> <div></div>	Rural				Urban			
	Number		%		Number		%	
	726		88.97		90		11.03	

<div>CATEGORY</div> <div></div>	SC		ST		OBC		GEN	
	Number	%	Number	%	Number	%	Number	%
	282	34.56	52	6.37	399	48.90	83	10.17

<div>CWSN</div> <div></div>	LD	VI	HI	S&LD	ID	Oth
	0	3	0	1	2	0

<div>Management</div> <div></div>	Government			Government-aided		
	Number		%	Number		%
	816		100.00	0		0.00

### Average Performance of Students in Mathematics (%)

Overall	Gender		Area		Management		Social Group			
	Male	Female	Rural	Urban	Govt.	Aided	SC	ST	OBC	GEN
66.62	68.38	65.13	66.12	70.59	66.62	0.00	66.08	57.56	67.64	69.24

## Performance on Learning Outcomes (LOs)

Learning Outcomes	Description	Average Performance(%)
M401	Applies operations of numbers in daily life situations	53.55
M412	Explores the area and perimeter of simple geometrical shapes (triangle, rectangle, square) in terms of given shape as a unit	74.88
M418	Calculates time intervals/duration of familiar daily life events by using forward or backward counting/addition and subtraction	78.90
M421	Represent the collected information in tables and bar graphs and draws inferences from these	50.86
M501	Reads and writes numbers bigger than 1000 being used in her/his surroundings	76.10
M504	Estimates sum, difference, product and quotient of numbers and verifies the same using different strategies like using standard algorithms or breaking a number and then using operation	63.04
M505	Finds the number corresponding to part of a collection	62.68
M506	Identifies and forms equivalent fractions of a given fraction	62.75
M508	Converts fractions into decimals and vice versa	67.41
M509	Classifies angles into right angle, acute angle, obtuse angle and represents the same by drawing and tracing	71.63
M512	Relates different commonly used larger and smaller units of length, weight and volume and converts larger units to smaller units and vice versa	77.54
M513	Estimates the volume of a solid body in known units.	52.24
M514	Applies the four fundamental arithmetic operations in solving problems involving money, length, mass, capacity and time intervals	67.90
M515	Identifies the pattern in triangular numbers and square number	60.29
M516	Collects data related to various daily life situations, represents it in tabular form and as bar graphs and interprets it	77.05

Range of Performance of Students who Answered Correctly							
Below 30%		30% - 50%		50% - 75%		Above 75%	
Number	%	Number	%	Number	%	Number	%
65	7.97	129	15.81	294	36.03	328	40.20

## Lowest Performing Learning Outcomes (LOs)

- 1 - Represent the collected information in tables and bar graphs and draws inferences from these (50.86)
- 2 - Estimates the volume of a solid body in known units. (52.24)
- 3 - Applies operations of numbers in daily life situations (53.55)
- 4 - Identifies the pattern in triangular numbers and square number (60.29)
- 5 - Finds the number corresponding to part of a collection (62.68)